

# JCPT(DC)

## Self-Propelled Scissor Lifts (Electric Motor Drive)



### Dingli JCPT0808DC JCPT1008DC JCPT1012DC JCPT1212DC

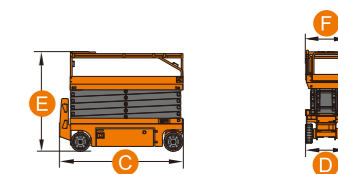
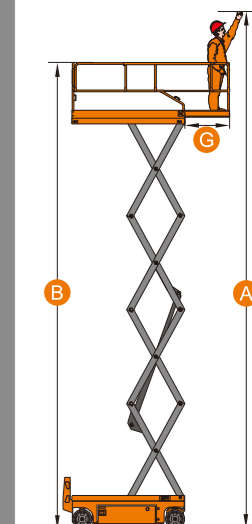
	JCPT0808DC	JCPT1008DC	JCPT1012DC	JCPT1212DC
S.W.L	380kg	230kg	450kg	320kg
S.W.L On Extension	113kg	113kg	113kg	113kg
Max.Occupants	2	2	2	2
<b>A</b> Max.Working Height	8.00m	10.00m	10.00m	12.00m
<b>B</b> Max.Platform Floor Height	6.00m	8.00m	8.00m	10.00m
<b>C</b> Overall Length	2.48m	2.48m	2.48m	2.48m
<b>D</b> Overall Width	0.81m	0.81m	1.15m	1.15m
Overall Height(Rails Up)	2.23m	2.36m	2.36m	2.49m
<b>E</b> Overall Height(Rails Down)	1.87m	2.00m	1.83m	1.96m
Platform Size(Length/Width <b>F</b> )	2.27m×0.81m	2.27m×0.81m	2.27m×1.12m	2.27m×1.12m
<b>G</b> Platform Extension Size	0.90m	0.90m	0.90m	0.90m
Ground Clearance(Stowed)	0.10m	0.10m	0.10m	0.10m
Ground Clearance(Raised)	0.019m	0.019m	0.019m	0.019m
Wheelbase	1.87m	1.87m	1.87m	1.87m
Turning Radius(Inside/Outside)	0m/2.10m	0m/2.10m	0m/2.20m	0m/2.20m
Drive Motor	24V/1.5kW	24V/1.5kW	24V/1.5kW	24V/1.5kW
Lifting Motor	24V/3.3kW	24V/3.3kW	24V/3.3kW	24V/4.5kW
Travel Speed(Stowed)	4.0km/h	4.0km/h	4.0km/h	4.0km/h
Travel Speed(Raised)	0.8km/h	0.8km/h	0.8km/h	0.8km/h
Up/Down Speed	31/30sec	42/30sec	36/33sec	54/42sec
Gradeability	25%	25%	25%	25%
Max.Working Slope(CE)	1.5°/3°	1.5°/3°	1.5°/3°	1.5°/3°
Max.Working Slope(ANSI)	2°/3°	2°/3°	2°/3°	2°/3°
Batteries	4×6V/225Ah	4×6V/225Ah	4×6V/225Ah	4×6V/240Ah
Integrated Charger	24V/25A	24V/25A	24V/25A	24V/25A
Tyres	Φ381×127mm	Φ381×127mm	Φ381×127mm	Φ381×127mm
Weight(CE)	2125kg	2180kg	2655kg	2965kg
Weight(ANSI)	2025kg	2180kg	2255kg	2530kg

### Standard Equipment

- Proportional Controls
- Self-lock Gate On Platform
- Automatic Pothole Protection
- Drivable At Full Height
- Onboard Diagnostic System
- Non Marking Tyre
- Automatic Brake System
- Emergency Lowering System
- Emergency Stop Button
- Cylinder Holding Valve
- Extended Platform
- Horn
- Forklift Pockets
- Charger Protection
- All Motion Alarm
- 2WD
- Safety Brackets
- Hour Meter
- Flashing Beacon
- Tilt Sensor With Alarm
- Folding Guardrails

### Options

- Overload Sensor With Alarm
- AC Power To Platform
- Platform Work Lights
- Airline To Platform



Platform Extension  
Footlock



Compact Turning Radius




Folding Guardrails



Gradeability



Extended Platform



Flashing Beacon



Swing Out Tray



Safety Bracket